



**Quality Standard and Custom Pre-fabricated
Membrane Flashing Accessories**

HI-FLEX EPDM

HI-TUFF TPO

HI-PRO PVC

Company: _____

Job Name: _____

Colour: White Grey Tan Other: _____



CUSTOM CONE

Quantity: _____

Top Diam.: _____


Split

Bottom Diam.: _____

Height: _____

Non Split

Flange: _____



SHORT A CONE

Quantity: _____

1/4" Top Diam.

Split

4" Bottom Diam.

4" Height

5" Flange

Non Split



A CONE

Quantity: _____

1" Top Diam.

Split

5" Bottom Diam.

9" Height

Non Split

5" Flange



B CONE

Quantity: _____

2" Top Diam.


Split

6" Bottom Diam.

12" Height

5" Flange

Non Split



C CONE

Quantity: _____

4" Top Diam.


Split

7" Bottom Diam.

12" Height

Non Split

5" Flange



D CONE

Quantity: _____

8" Top Diam.

Split

14" Bottom Diam.

12" Height

5" Flange

Non Split



CUSTOM PIPE WRAP

Quantity: _____


Diameter: _____

Split

Height: _____

Non Split

Flange: _____



CUSTOM SQUARE TUBE WRAP

Quantity: _____

Side #1: _____

Split

Side #2: _____

Height: _____

Non Split

Flange: _____




INSIDE CORNER

6" Height

6" Depth

6" Flange

Quantity: _____



OUTSIDE CORNER

6" Height

6" Depth

6" Flange

Quantity: _____

Name: _____


Date: _____

Signature: _____



Quality Standard and Custom Pre-fabricated
Membrane Flashing Accessories

CUSTOM CURB WRAP



Quantity: _____

Side #1: _____

Side #2: _____

Height: _____

Flange: _____

Split

Non Split

CUSTOM THRU WALL SCUPPER



Depth: _____

Width: _____

Height: _____


Flange: _____

Quantity: _____

Metal Body without flashing Full Membrane Body

Metal Body with Flashing

4" THRU WALL SCUPPER



4" Width

4" Height

12" Depth

6" Flange

Quantity: _____

*Metal Body with Flashing

6" THRU WALL SCUPPER



6" Width

6" Height

12" Depth

6" Flange

Quantity: _____

*Metal Body with Flashing

CUSTOM DROP METAL SCUPPER



Inside Diam.: _____

Depth: _____

Flange: _____

Quantity: _____

(TPO ONLY)

2" DROP METAL SCUPPER



1-5/8" Inside Diam.

11" Depth

5" Flange

Quantity: _____

(TPO ONLY)

3" DROP METAL SCUPPER



2-5/8" Inside Diam.

11" Depth

5" Flange

Quantity: _____

(TPO ONLY)

CUSTOM DROP SCUPPER



Inside Diam.: _____

Depth: _____

Flange: _____

Quantity: _____

2" DROP SCUPPER




1-5/8" Inside Diam.

8" Depth

5" Flange

Quantity: _____

3" DROP SCUPPER



2-5/8" Inside Diam.

8" Depth

5" Flange

Quantity: _____

Name: _____ Date: _____ Signature: _____