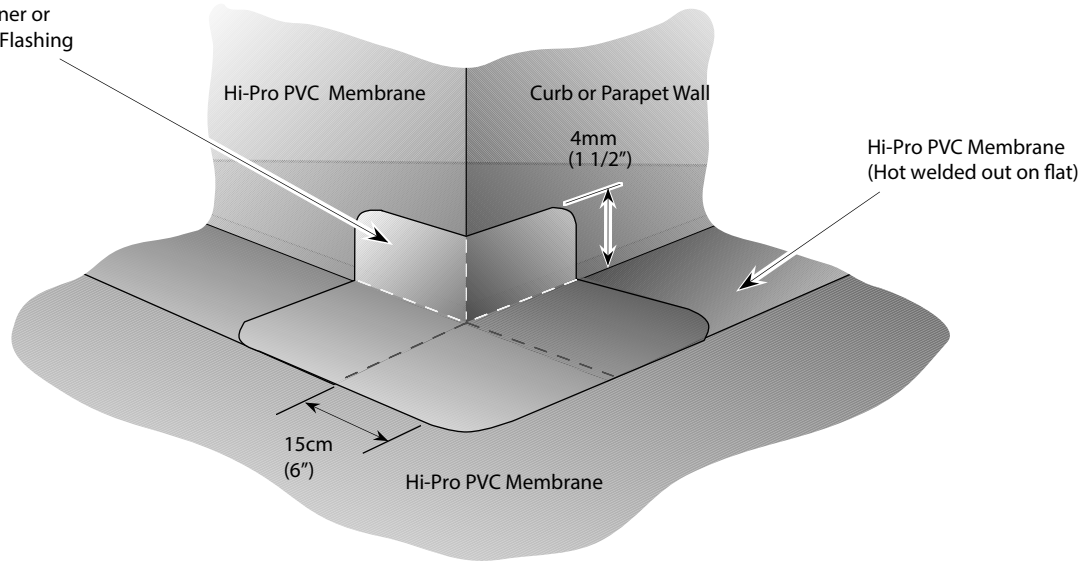




Hi-Pro PVC Corner or
Un-Reinforced Flashing



-  --- Indicates fold in Hi-Prp PVC Un-reinforced Membrane
-  --- Indicates cut in overlapping primary Hi-Pro PVC Membrane

- Notes:
1. Perimeter membrane fastening should be started within 15 cm (6") of corner.
 2. If using Un-Reinforced Flashing, cut square piece with rounded corners approximately 15cm (6") square.



Outside Corner Roofing System Detail

Scale: Not to scale

Date: August, 2016

Detail No.: P-S-303